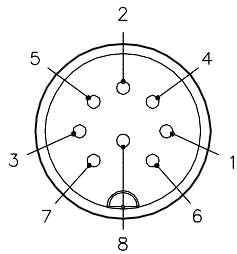
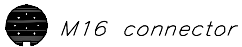


MALE END VIEW

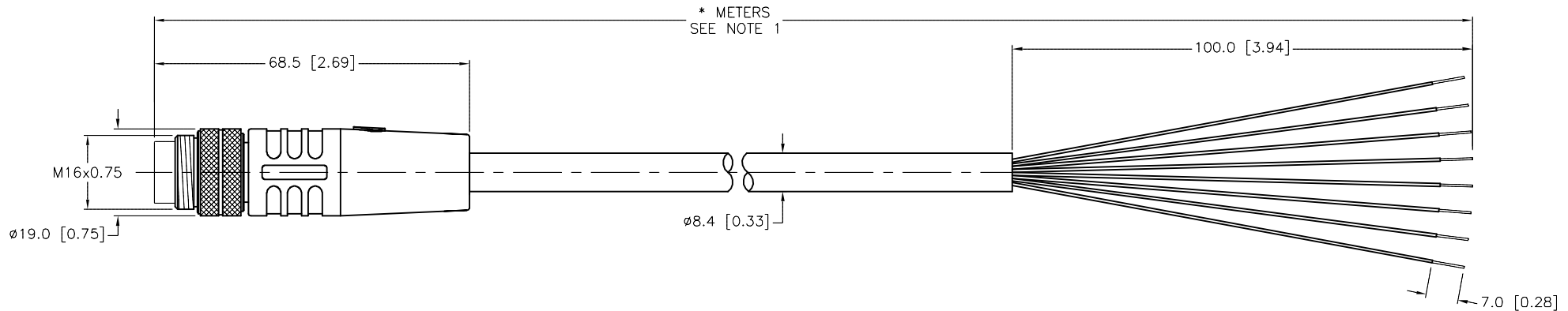


- 1 = WHITE
- 2 = BLACK
- 3 = GREEN
- 4 = ORANGE
- 5 = WHITE/BLACK
- 6 = RED
- 7 = BLUE
- 8 = DRAIN



SPECIFICATIONS

CONTACT CARRIER MATERIAL/COLOR	TPU/BLACK
MOLDED HEAD MATERIAL/COLOR	TPU/BLACK
CONTACT MATERIAL/PLATING	BRASS/GOLD
COUPLING NUT MATERIAL	BRASS/NICKEL
RATED CURRENT [A]	7.0 A
RATED VOLTAGE [V]	125 VAC/VDC
OUTER JACKET MATERIAL/COLOR	PVC/BLACK
CONDUCTOR INSULATION MATERIAL	PVC
NUMBER OF CONDUCTORS [AWG]	7x18 AWG
DRAIN/SHIELD	20 AWG/POLYESTER-FOIL
TEMPERATURE RANGE	-40°C TO +105°C (-40°F TO +221°F)
PROTECTION CLASS	MEETS IEC IP67



CABLE LENGTH	TOLERANCE*
ALL LENGTHS	+ 4% (OR 50mm) OF LENGTH - 0% (OR 0mm) OF LENGTH WHICHEVER IS GREATER
STRIP LENGTH	TOLERANCE*
0-7mm	±0.5mm
8-29mm	±1.0mm
30-49mm	±2.0mm
50-69mm	±3.0mm
70-100mm	±4.0mm
OVER 100mm	±5.0mm

\* UNLESS OTHERWISE SPECIFIED

SOURCE DRAWING - FOR REFERENCE ONLY

NOTES:

- "\*" INDICATES CABLE LENGTH IN METERS. CONTACT TURCK TO ORDER SPECIFIC LENGTHS.
- "/S771" DESIGNATES BLACK MOLD COLOR.
- "/CS12380" DESIGNATES CUSTOM WIRING.

RELATED DOCUMENTS 1. 2. 3. 4.	3RD ANGLE PROJECTION 	THIS DRAWING IS CONFIDENTIAL AND THE PROPERTY OF TURCK INC. USE OF THIS DOCUMENT WITHOUT WRITTEN PERMISSION IS PROHIBITED.		3000 CAMPUS DRIVE MINNEAPOLIS, MN 55441 1-800-544-7769 (763) 553-7300 (763) 553-0708 fax turck.com	
		DRFT	RDS	DATE	03/08/11
MATERIAL	SEE SPECIFICATIONS	APVD		SCALE	1=1.3
FINISH	SEE SPECIFICATIONS	UNIT OF MEASUREMENT		DESCRIPTION	
	CONTACT TURCK FOR MORE INFORMATION	MILLIMETER [ INCH ]		BSM 8-715-*/S771/CS12380	
		DO NOT SCALE THIS DRAWING		IDENTIFICATION NO.	REV
				FILE: 777027382	C
				SHEET 1 OF 1	

C	REMOVE STRAIN RELIEF	RDS	03/27/14	45074
REV	DESCRIPTION	BY	DATE	ECO NO.